

## CREATIVE CLASS

Ananth JG & Raghavendra Bagadhi  
 9886212414 / 9731266766  
<https://twitter.com/MyCreativeClass>  
 Email : ananthjg@gmail.com

### 1. Introduction:

**Creative Class** – A research based workbook to enable Students to take active interest in Studies (Visual learning) and tracking their learning's in an innovative way. No Student is a poor performer; but it depends upon what influences them over a period of time... When it comes to Academics, anybody can score good marks provided they are guided the way which interests them to take part in organized and activity based learning's rather than just mugging it and forgetting the learning's during exams and score low.

Thousands and Thousands of student's fail in in SSLC (Secondary School leaving Certificate) exam by marginal marks and they have stopped academic education for rest of their life and even, many who scored top still struggled in their careers.

So, we believed, **“Actual Learning is important and rest will follow by itself.”**

To prove the above statement, we a team of passionate and hardworking folks did a thorough research, over unlimited number of days and nights, in fact it took over a decade to climb step by step to meet many domain experts, psychologist, failed Students, school toppers, brain experts and we have conducted a Pilot phase (2 Weeks) in Government school (82 SSLC Students – 42 Kannada medium Students and 50 English Medium Students), Shimoga to see how effectively we can improve learning curve of all the students (Above average, average and below average performing Students) with the help of Creative Class Workbook (24 pages workbook which covers all 617 topics of Social Science, Science and Maths of SSLC Board Karnataka in a Visual way along with essential tracking tools.

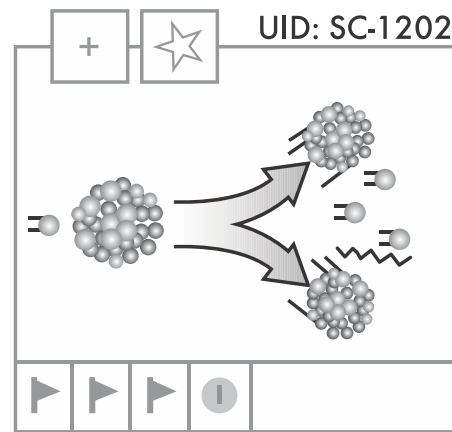
In this article, we are about to share what we did in the pilot phase which is our founding rules:

### 2: The 3 powerful learning / tracking tools which are based on various Principals and Motivational Factors are explained below.


Dec 2013						
S	M	T	W	T	F	S
1	2	3	4	5	6	7
8	9	10	11	12	13	14
15	16	17	18	19	20	21
22	23	24	25	26	27	28
29	30	31				

**FDS - Fair Day Study:** It's a simple organizer which creates enough visibility and emphasis Topic level awareness, perception, reasoning, and judgment on Daily Studies. Over a period of time this activity will build confidence among Students.

Color codes are used as psychological influences: **Blue:** Above 8 hours + Confidence in 4 Topics in the Chapters, **Green:** 4-8 hours + Confidence in 2 Topics in Chapters **Yellow:** 2-4 hours + Confidence in a topic **Red:** less than 2 hours



**CT - Chapter Tracker:** Creates Chapter awareness at Topics level, plays a key role in learning and exam preparations and by using CT elements - Identifying Questions occurrence patterns, enables discussion and Key points tracking, Revision tracking, Prediction and Confidence marking along with Visual learning, makes studies more organized.



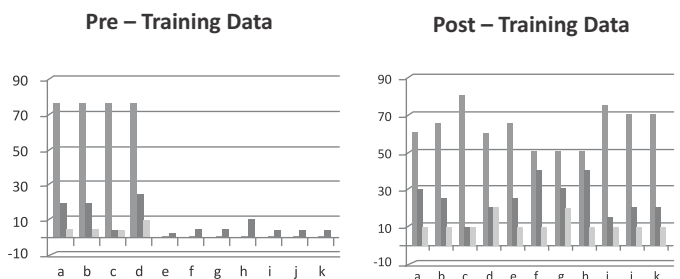
**LoTs - Land of Tiles:** A board game to encourage group or collaborative learning among students, which engages them in revisions of key points in fun filled way. This tool is designed to encourage average and below average Students to take part in active learning.

### 3. Results:

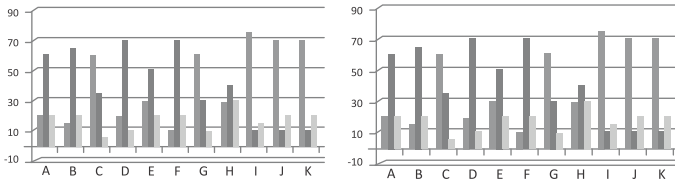
The following data is based on the keen observations throughout the program. Students are categorized under 3 Principles.

#### 3.1: Observations – Kannada Medium

- PP – Pleasure Principle
  - RP – Reality Principle
  - G/I P – Guidance/Influence Principle
- A - State of Legends:



**3.2 Observation - English Medium**



**A** - State of Mind / Engagement, **B** - Study Awareness/Habits, **C** – Comfort zone with their group, **D** - Comfort zone with different group, **E**-Question Paper Tracking / Solving, **F**- Prediction / Importance Tracking, **G**-Confidence Tracking, **H**-Discussion on Topics within classmates, **I**-Discussion on Topics under parental guidance, **J**-Revisions, **K**- Self Assessment

Note: The entire pilot phase was carried with the extended support from CEO – S Sasikanth Senthil, I.A.S, Zilla Panchayath Shimoga, BEO – Hala Naik and GPUC High School Teacher’s, Shimoga.

**4. Discussion / Survey- Various Surveys conducted to Students and Teachers.**

**4.1 SAS – Study Awareness Survey** - Before training, the clarity on their learning patterns were very messy, dis-organized and most of them were logically disconnected with less clarity on their learning’s (Study Hours, Chapters Studied and Revisions). During the training program, students understand the idea behind tracking daily learning’s and importance of it. Awareness about their individual study patterns was fine-tuned and now, we see a good change and better clarity in them.

**4.2 QIIQ – Questions Identification Intelligent Quotient** - Awareness about previous year Question papers brings seriousness and this gives an idea about upcoming exams questions paper formats. The QIIQ activity enabled all the participants to understand the questions and to find the appropriate Topics it belongs too in the respective chapters. Many found it difficult to start, later with proper guidance / training they were finding it interesting and understood how important is to identify each topic before they prepare for Exams. Participation from the below average students in test group were really appreciated.

**4.3 CTTA – Chapter Tracker Topics Awareness** - Awareness on the complete Chapter is possible provided Topic level awareness is strong. CTTA was conducted to test the awareness level on Topics and to help them segregate their learning’s based on **Know, To Know and Learnt**. There was lot of confusion among students on segregating the Topics under these 3 categories, as they couldn’t have enough clarity on their learning’s / preparations. But still few did it in a best possible way.

As a practice, CTTA process will lead to a better clarity on their learning’s at Topics level and certainly a good tool to build confidence over a period of time.

**4.4: PCT – Prediction & Confidence Tracking** - Tracking or marking important topics is one of the key process, many Students miss out this in their regular notes / Text book.

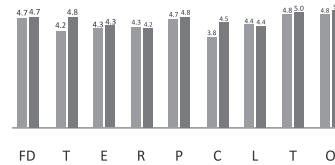
Over here in Creative Class Workbook, Prediction marking at the Topic level is an easy access to identify all the important topics within 15 pages.

**5: Students Feedback on Creative Class Workbook.**

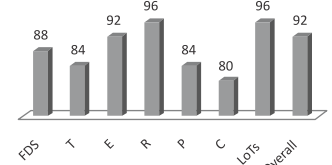
The Survey consists of rating on CC-Elements  
5 Star rating scales for Students and 100 Points Scale for Teachers.

**Legends:** FDS - “Fair Day Study”, T- Track, E – Explore, R- Revision, P–Predict, C- Confidence, L- Land of Tiles, T–Training and O–Overall  
■ Kannada Medium ■ English Medium ■ Avg. of Points given by 30 Teachers

**Students Feedback**



**Teacher’s Feedback**



**6. Conclusion:**

We can easily notice there is a huge leap in the learning curve (Ref. 3.1 and 3.2). Students who never answered any questions in regular classes were able to identify the Chapters at topic level and answered questions on stage after using Creative Class workbook (Key points based Visual learning) and essential tracking made teachers awestruck seeing students improvements in 2 weeks pilot phase.

So our belief was true,

**“Actual Learning is important and rest will follow by itself - We just enabled students to learn the way which interests them and continue to learn.”**

Pilot phase was successful. Journey began.

We picked one of the lowest performing District of Karnataka in SSLC Exams as a challenge in 2016-17 and now **Bellary Stands at 12th position in 2018 SSLC Result** (17th position in 2017 and 34th position in 2016). As on April 2018, we have trained 98,000 Students & 5,000+ Teachers.

**Vijayakarnataka paper (8th page) - 09.05.18**



**Reference:**

- 1: [http://en.wikipedia.org/wiki/Flip\\_teaching](http://en.wikipedia.org/wiki/Flip_teaching)
- 2: <http://www.livescribe.com/blog/education/2012/07/17/the-flipped-classroom-infographic/>
- 3: [http://en.wikipedia.org/wiki/Visual\\_learning](http://en.wikipedia.org/wiki/Visual_learning)
- 4: [http://en.wikipedia.org/wiki/DIKW\\_Pyramid](http://en.wikipedia.org/wiki/DIKW_Pyramid)
- 5: [http://en.wikipedia.org/wiki/Principles\\_of\\_learning](http://en.wikipedia.org/wiki/Principles_of_learning)